

How do I connect to the LPS network via VPN?

8 October 17, 2022 [Network](#) 2040

Virtual Private Network (VPN) access at LPS is used to allow personal devices to securely access specific resources on our network.

NOTE: Your LPS account will need to have VPN access before you will be able to download and set up the VPN software.

Table of Contents

- [Downloading the Global Protect VPN software](#)
- [Connecting to the VPN \(Windows\)](#)

Downloading the Global Protect VPN software

1. Go to <https://vpn.lawrence.k12.ma.us>
2. Enter your LPS Office 365 user name to log in.
3. Choose the download that matches your Operating System (**Windows** or **Mac**). For **Windows** you will most likely need to download the "**Windows 64 bit GlobalProtect Agent**".



GlobalProtect Portal

[Download Windows 32 bit GlobalProtect agent](#)

[Download Windows 64 bit GlobalProtect agent](#)

[Download Mac 32/64 bit GlobalProtect agent](#)

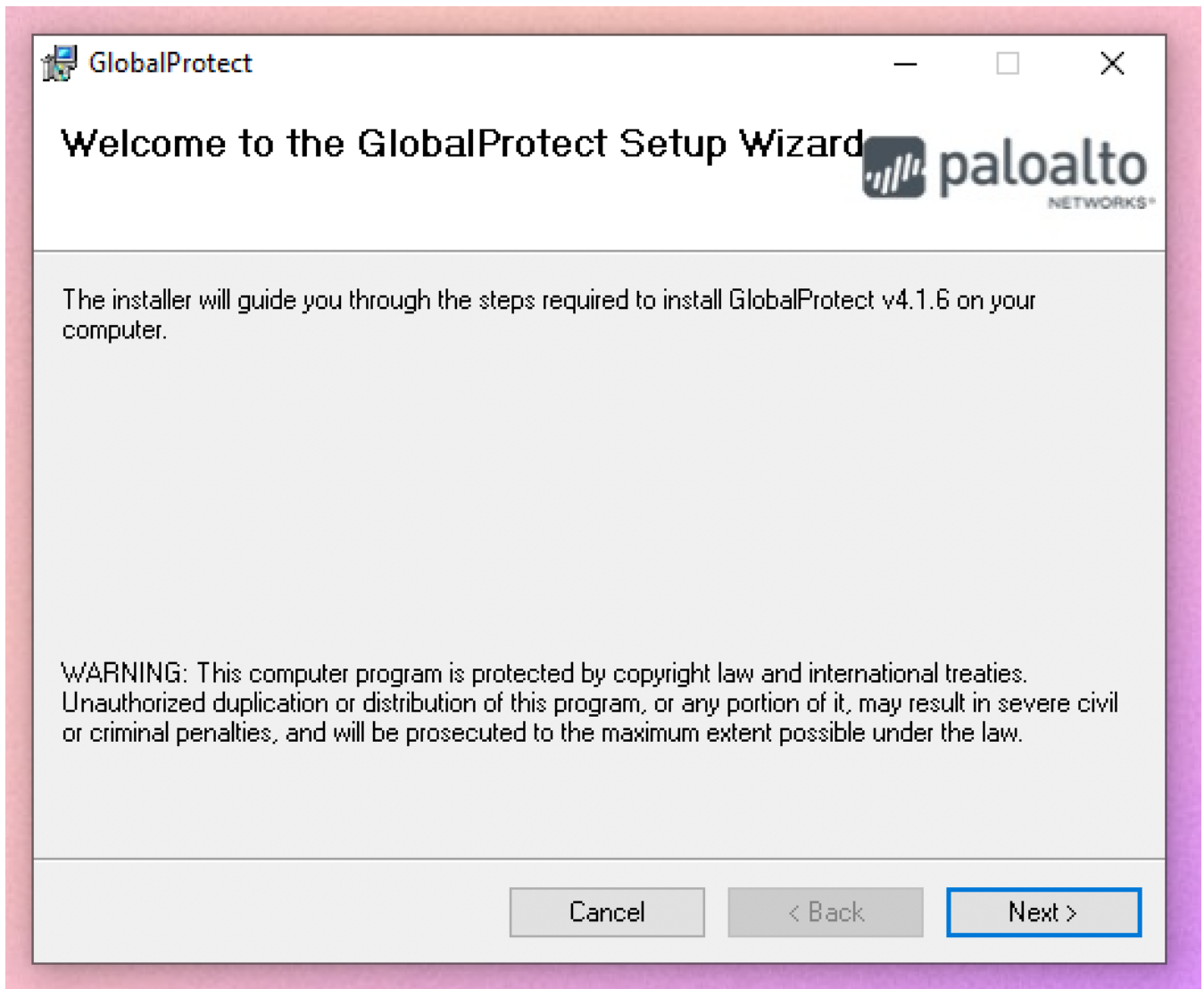
Windows 32 bit OS needs to download and install Windows 32 bit GlobalProtect agent.

Windows 64 bit OS needs to download and install Windows 64 bit GlobalProtect agent.

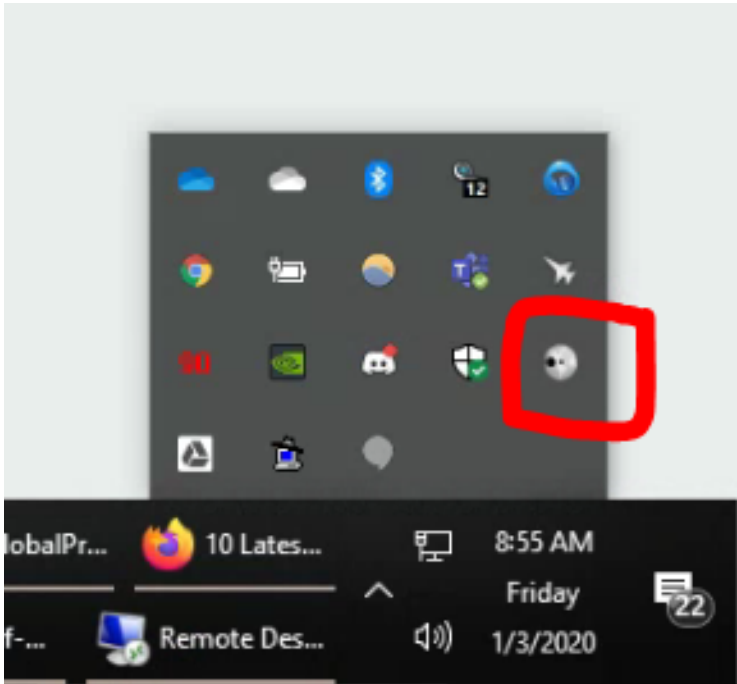
Mac OS needs to download and install Mac 32/64 bit GlobalProtect agent.

Connecting to the VPN (Windows)

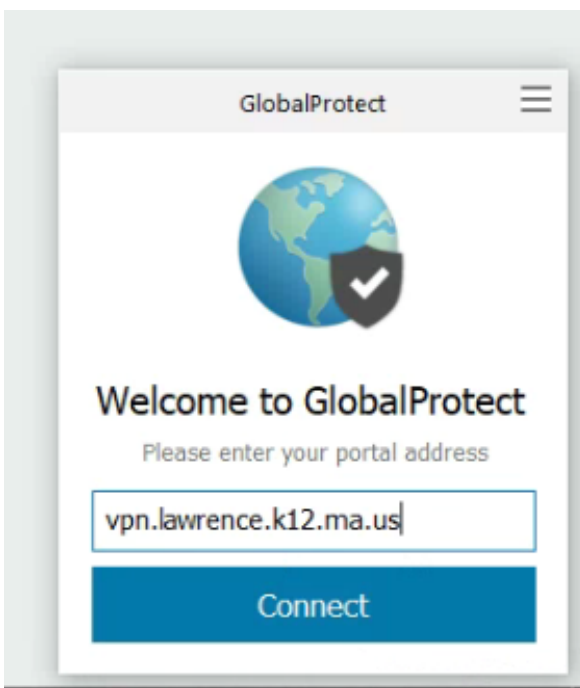
1. After the download completes, Install the "**GlobalProtect**" software.



2. Once the installation completes, click on the **GlobalProtect** (gray planet) icon located in the notification area at the bottom-right of the screen. You may need click on the small "up" arrow next to the clock if you do not see the **GlobalProtect** icon in the area.

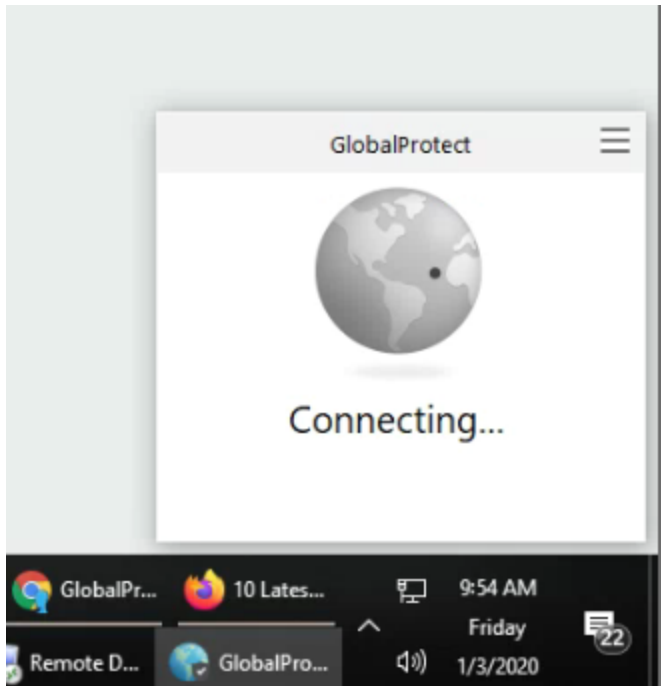


3. A small window titled "GlobalProtect" will appear. Type **vpn.lawrence.k12.ma.us** as the portal address then click the **Connect** button.

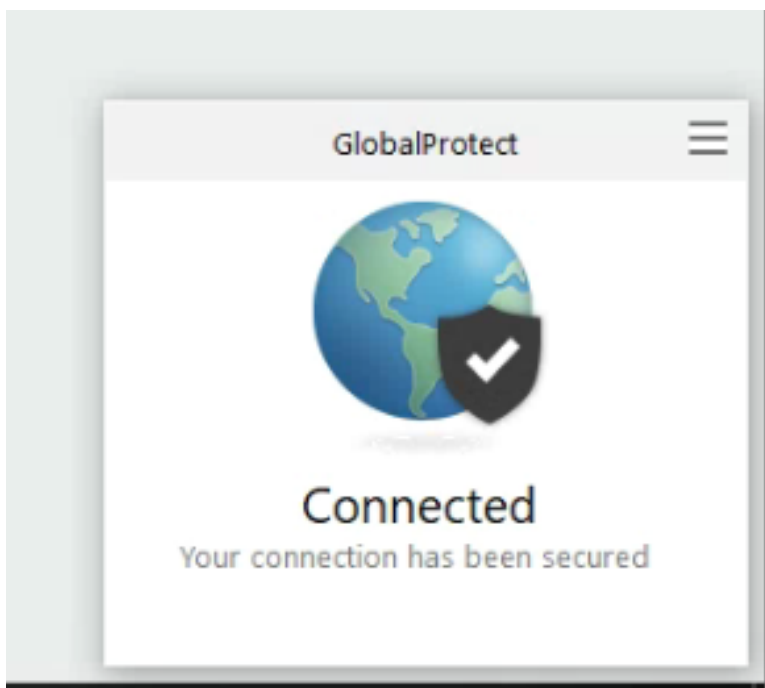


4. It will open your web browser and ask you to login to your LPS Office 365 if you are not already logged in

5. You will see a "**Connecting...**" message as the software attempts to log in.



6. Once logged in you should see the message "**Connected**". At this point you will be connected to the LPS network.



Online URL: <https://kb.lawrence.k12.ma.us/article.php?id=8>