

# How do I log into an LPS Chromebook?

25 September 1, 2020 [Chromebook](#) 1724

All LPS Chromebooks are set up to be managed by the district. This means that some procedures, such as signing in will work differently compared to a personal Chromebook. In addition, staff and students will also have different sign in procedures. Staff will log in using a similar procedure to logging into other LPS services, while students will log in using the Clever service.

## Table of Contents

- [Staff Sign In](#)
- [Student Sign In](#)

## Staff Sign In

1. At the first screen after turning on the Chromebook click the link labeled "**Sign in with a different account**".



## Sign in to your Chromebook

 This device is managed by students.lawrence.k12.ma.us and requires you to sign in every time.

[Sign in with a different account](#)

[< Back](#)

[Next >](#)

2. Enter your LPS email address, then click the **Next** button.

Google

Sign in to your Chromebook

Managed by students.lawrence.k12.ma.us. [Learn more](#)

Enter your email

@lawrence.k12.ma.us

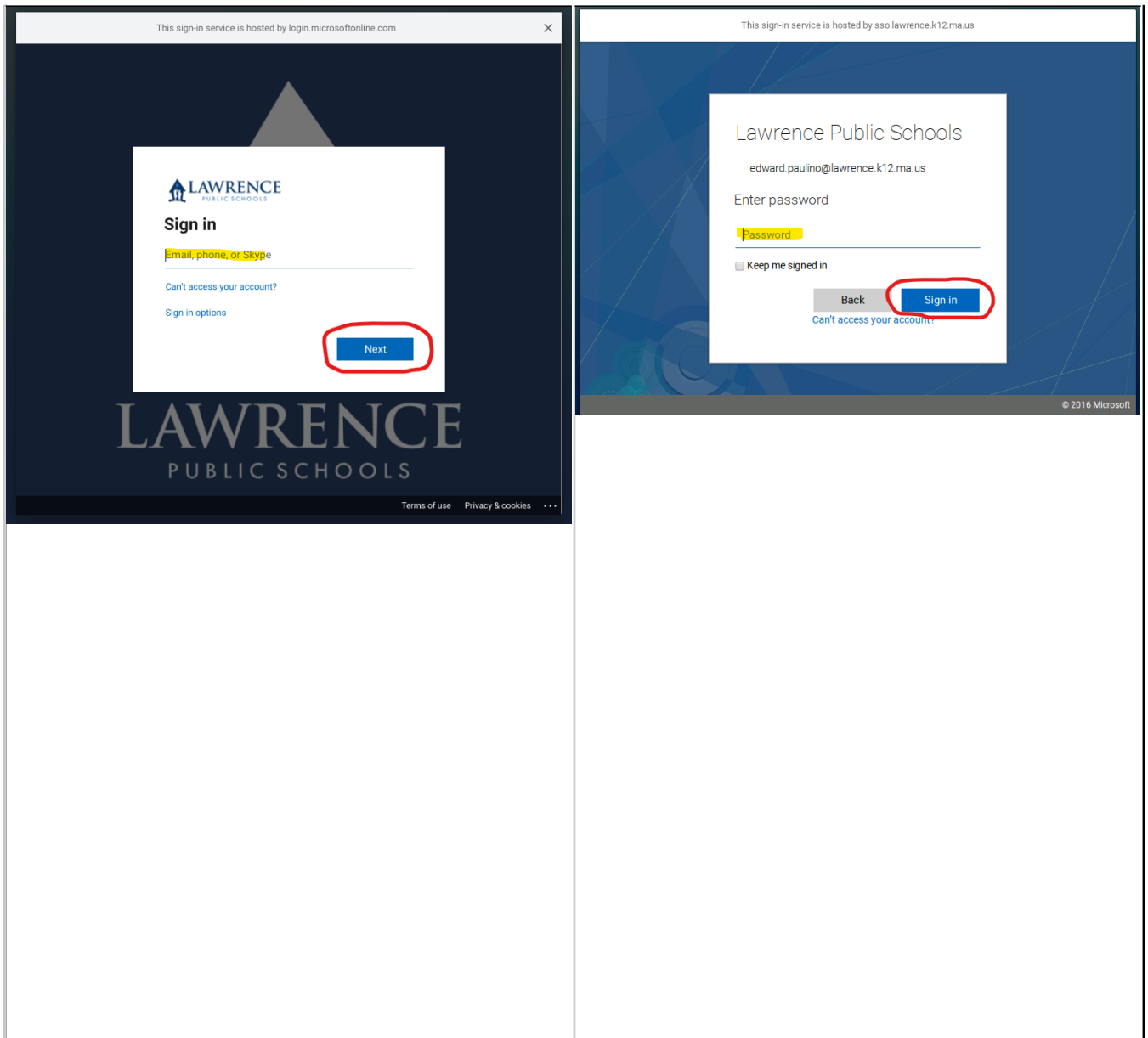
[Forgot email?](#)

[Back](#)

Next

3. At the LPS sign-in page enter your LPS email address, then password to sign in.

--	--



## Student Sign In

1. At the first screen after turning on the Chromebook click the **Next** button.



## Sign in to your Chromebook

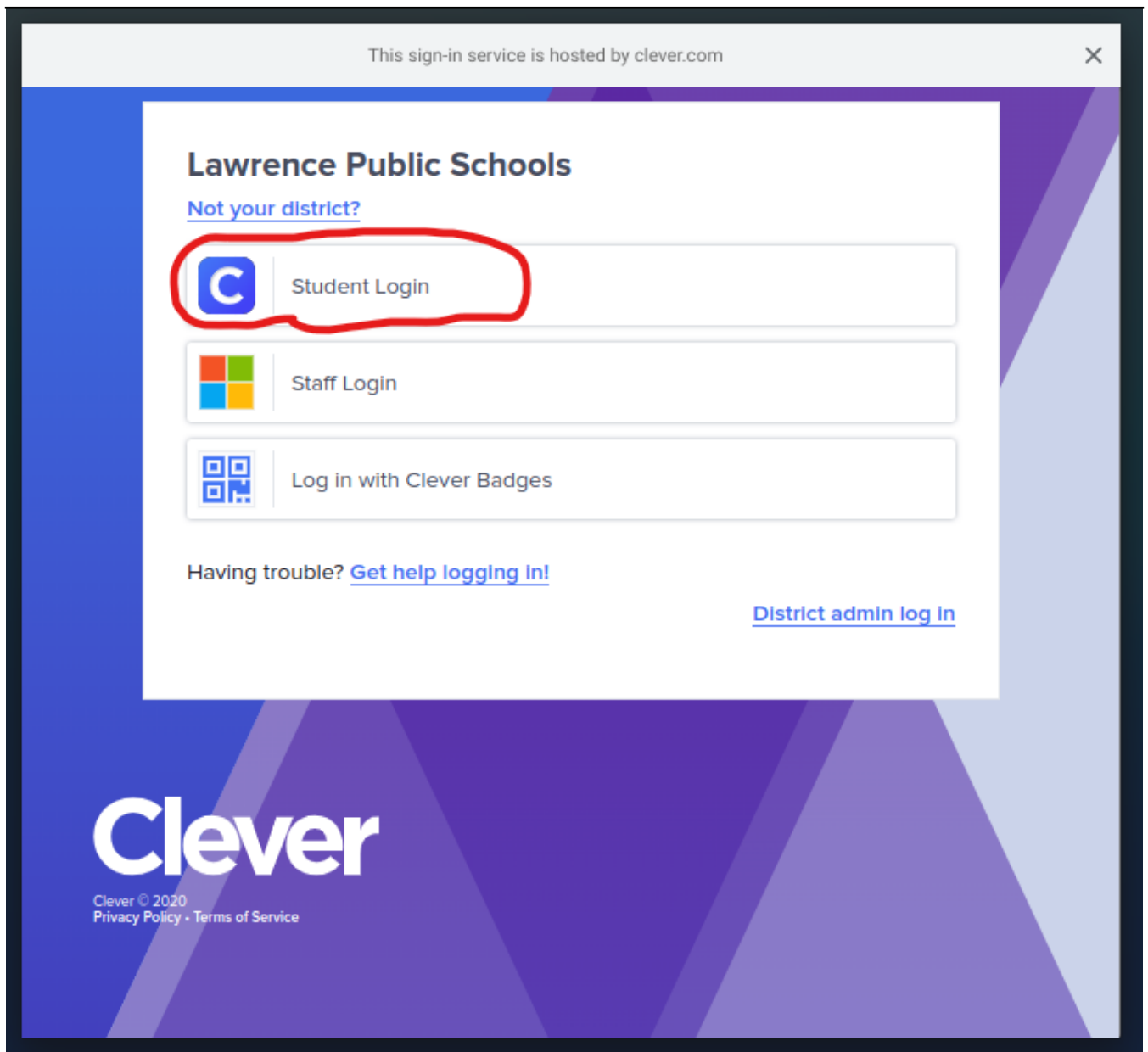
 This device is managed by students.lawrence.k12.ma.us and requires you to sign in every time.

[Sign in with a different account](#)

[< Back](#)

[Next >](#)

2. You will be taken to the Clever sign in screen. Select **Student Login**.



3. Enter your Clever username and password. The username will be the student's ID number (also called Lunch Number).

## Lawrence Public Schools

[Not your district?](#)

### Login information

USERNAME

[Redacted]

PASSWORD

[Redacted]

[Show](#)

Having trouble? [Get help logging in!](#)

Log in

OR



Log in with Clever Badges

[District admin log in](#)

Clever

**NOTE: If the student does not know the password the student's teacher will have the ability to reset it. Teachers can check out the guide ["How do I reset a student's Clever password? \(Teachers\)"](#).**

4. (Optional) If the student uses a Clever badge to sign in they can click on "**Log In with Clever Badges**". They will see a pop-up window with the camera turned on and the student can then hold up the Clever badge to it to sign in.

This sign-in service is hosted by clever.com

## Lawrence Public Schools

[Not your district?](#)

### Login information


USERNAME  
[Redacted]

PASSWORD  
[Redacted] [Show](#)

Having trouble? [Get help logging in!](#)

[Log in](#)

OR

 [Log in with Clever Badges](#)

[District admin log In](#)

Clever

Online URL: <https://kb.lawrence.k12.ma.us/article.php?id=25>